













**Dr. A.N.K DAV PUBLIC SCHOOL, ROURKELA**  
**Holiday Homework for Summer Vacation (CLASS – III TO V)**  
**SESSION: (2024 – 25)**

CLASS – III		
SL. NO.	SUBJECT	TOPIC
1.	ENGLISH	a. Prepare 10 lines on how you have spent your summer vacation. b. Complete the handwriting upto Pg. 15 c. Pocket full of noun (special, common) video sent through class parents group.
2.	HINDI	a. Handwriting in your book Pg . 1 – 15 b. Practice in your rough copy whatever done in your class copy. c. Read daily one page from <i>Bhasa Madhuri</i> Book. d. In a $\frac{1}{4}$ chart paper paste one picture of animal (wild) and write 5 lines about it.
3.	ODIA	a. Write the handwriting Pg. 10 b. Write the letter ( <i>Yuktashyaar</i> ) from Ch. 2 to 6 and draw pictures in odia copy. c. Write the ( <i>Varnamala</i> ) in $\frac{1}{4}$ chart paper and colour it.
4.	MATHS	a. Write & learn tables from 2 to 15 both in maths copy and rough copy. b. Make place value chart of 4 digit number on the A4 size chart paper. c. Whatever done in the class practice it in your rough copy.
5.	SCIENCE	a. Learn question answers of Chapter – 1 b. Collect any two samples of plants (trees, herbs, shrubs, climber, creeper) and paste that on chart paper. Write their name and any two features of that plant.
6	SST	a. Learn the question answer of chapter 1,2 and write 5 times in your rough copy. b. Paste the photograph of Sunita Williams and write few lines about her. Do it in your S.St copy.

\*\*\*\*\*

CLASS – IV

SL. NO.	SUBJECT	TOPIC												
1.	ENGLISH	<p><b><u>In English Reader copy:</u></b></p> <p>1. Paste the picture of Sunil Gavaskar and write 5 lines on him. (Activity)</p> <p>2. Find out 20 difficult words with their meaning from unit 1 of Reader book. Write down in copy.</p> <p><b><u>In English Practice copy:</u></b></p> <p>a. Write the definition of Noun and it's types.</p> <div data-bbox="523 477 1385 831" style="border: 1px solid black; padding: 10px; background-color: #1a2b3d; color: white; text-align: center;"> <p><b>WHAT IS A NOUN?</b></p> <p>A noun is a part of speech that refers to a person, place, thing, or idea.</p> <table border="0" style="width: 100%; text-align: center;"> <tr> <td></td> <td></td> <td></td> <td></td> </tr> <tr> <td><b>Person</b></td> <td><b>Place</b></td> <td><b>Thing</b></td> <td><b>Idea</b></td> </tr> <tr> <td>doctor musician Matt son</td> <td>city museum school Berlin</td> <td>pencil chair guitar backpack</td> <td>faith honesty justice love</td> </tr> </table> </div> <p><b>5 Types of Noun</b></p> <div style="display: flex; flex-wrap: wrap; justify-content: space-around;"> <div style="border: 1px solid green; border-radius: 10px; padding: 5px; width: 45%; background-color: #d9ead3;"> <p><b>1. Proper</b> Proper noun refers to the name of a specific person, place &amp; things. <b>examples:</b> Miss Jane, Smith, Antarctica, Samsung,</p> </div> <div style="border: 1px solid pink; border-radius: 10px; padding: 5px; width: 45%; background-color: #f4cccc;"> <p><b>2. Common</b> A name for an unspecified place, person, or thing <b>examples:</b> Book, Car, Temple, Lamp, Subway, Teacher etc.</p> </div> <div style="border: 1px solid blue; border-radius: 10px; padding: 5px; width: 45%; background-color: #d9ead3;"> <p><b>3. Collective</b> A collective noun indicates a group of individuals, things. <b>examples:</b> battalion, crew, committee, audience team etc.</p> </div> <div style="border: 1px solid red; border-radius: 10px; padding: 5px; width: 45%; background-color: #f4cccc;"> <p><b>4. Abstract</b> An abstract noun expresses feelings, emotion, expression <b>examples:</b> anger, happiness, truth etc.</p> </div> <div style="border: 1px solid yellow; border-radius: 10px; padding: 5px; width: 45%; background-color: #fff2cc;"> <p><b>5. Material</b> A materialist noun is a noun that describes the name of the material <b>examples:</b> money, aluminum, gold, etc.</p> </div> </div> <p>b. Draw or Paste any 2 pictures for each of the different types of noun that you find around your school campus.</p>					<b>Person</b>	<b>Place</b>	<b>Thing</b>	<b>Idea</b>	doctor musician Matt son	city museum school Berlin	pencil chair guitar backpack	faith honesty justice love
														
<b>Person</b>	<b>Place</b>	<b>Thing</b>	<b>Idea</b>											
doctor musician Matt son	city museum school Berlin	pencil chair guitar backpack	faith honesty justice love											

2.	HINDI	<p>a) WRITE HANDWRITING IN YOUR “हस्तलेखन” BOOK UPTO PAGE 15.  b) PRACTICE CLASSWORK IN YOUR ROUGH NOTEBOOK.  c) LEARN Q/S OF CHAPTER-1 (फैलती चप्पलें).  d) IMPROVE YOUR READING SKILLS BY READING EVERY DAY ONE PAGE FROM YOUR “भाषा माधुरी” BOOK.</p> <p><b>ACTIVITY</b> - अपने हिन्दी Classwork Notebook में नीचे दिए गए संज्ञा की परिभाषा तथा उसके भेद को देखकर लिखें। तथा नीचे दिए गए worksheet को भी करें।</p> <div data-bbox="475 461 938 1043" style="border: 1px solid black; padding: 5px;"> <p style="text-align: center; background-color: red; color: white; font-weight: bold; font-size: 1.2em;">संज्ञा के भेद</p> <ol style="list-style-type: none"> <li>1. व्यक्तिवाचक संज्ञा</li> <li>2. भाववाचक संज्ञा</li> <li>3. जातिवाचक संज्ञा</li> <li>4. द्रव्यवाचक संज्ञा</li> <li>5. समूहवाचक संज्ञा</li> </ol> <p style="text-align: center; font-size: 0.8em;">🔊 इसे सुनें</p> <p>किसी व्यक्ति, वस्तु, स्थान, गुण, जाति, भाव, क्रिया, द्रव्य आदि का ज्ञान कराने वाले शब्द या नाम को संज्ञा कहा जाता है। संज्ञा के कारण हम किसी वस्तु, व्यक्ति, स्थान और जाति के बारे में सही जानकारी प्राप्त कर सकते हैं। उदाहरण—: सीता (व्यक्ति), आगरा (स्थान), पुस्तक (वस्तु), सोना (क्रिया), क्रोधित (भाव) आदि।</p> </div> <div data-bbox="991 461 1474 1043" style="border: 1px solid black; padding: 5px;"> <p style="text-align: center; font-weight: bold;">संज्ञा</p> <p>1. नीचे लिखे वाक्यों में संज्ञा शब्द भरिए:-</p> <table style="width: 100%; text-align: center; border-collapse: collapse;"> <tr> <td style="border: 1px solid black; padding: 2px;">वालावरण</td> <td style="border: 1px solid black; padding: 2px;">मानवता</td> <td style="border: 1px solid black; padding: 2px;">चिदपानव</td> <td style="border: 1px solid black; padding: 2px;">हिमालय</td> <td style="border: 1px solid black; padding: 2px;">धर्म</td> </tr> <tr> <td style="border: 1px solid black; padding: 2px;">सीतल</td> <td style="border: 1px solid black; padding: 2px;">हरियाली</td> <td style="border: 1px solid black; padding: 2px;">जीवन</td> <td style="border: 1px solid black; padding: 2px;">गुरु</td> <td style="border: 1px solid black; padding: 2px;">बचपन</td> </tr> </table> <p>(क) गंगा ..... से निकलती है।  (ख) मानव सेवा ही सच्चा ..... है।  (ग) हमारा ..... दूषित हो रहा है।  (घ) ..... चिदया का मंदिर होता है।  (ङ) मनुष्यों में ..... का होना बहुत जरूरी है।  (च) ..... हर गम से बेगाना होता है।  (छ) पानी ही ..... है।  (ज) प्रकृति सबसे बड़ी ..... है।  (झ) घाटी और ..... छाई हुई है।  (ञ) कवि ने प्रकृति के ..... रोचक अनुभव किया है।</p> </div>	वालावरण	मानवता	चिदपानव	हिमालय	धर्म	सीतल	हरियाली	जीवन	गुरु	बचपन
वालावरण	मानवता	चिदपानव	हिमालय	धर्म								
सीतल	हरियाली	जीवन	गुरु	बचपन								
3.	ODIA	<p>୧. Write the handwriting 10 pages  ୨. ପଢ଼ା ଯାଇଥିବା ପାଠ ର ପ୍ରଶ୍ନ ଓ ଉତ୍ତର, ଶବ୍ଦାର୍ଥ ପଢ଼ି ମନେରଖ ଓ ଓଡ଼ିଆ ଖାତାରେ ପୁଣି ଲେଖ ।  ୩. 1/4 Chart Paper ରେ ଲକ୍ଷ୍ମଣ ନାୟକଙ୍କ ଚିତ୍ର ଲଗାଇ ସେ ବିଷୟରେ 10 ଟି ବାକ୍ୟ ଲେଖ ଓ ରଙ୍ଗ ଦିଅ ।</p>										
4.	MATHS	<p>a) Write and learn Tables 10 to 25 both maths and rough copy.  b) Make place value chart of 6-digit number on the A-4 size chart paper (showing corresponding places and periods of the digits).  c) Whatever done in the class practice in your rough copy.</p>										
5.	SCIENCE	<p>a) Learn chapter -1 and 2 of science book  b) Collect sample of tap root and fibrous root and paste it in the scrap book. Write 2 to 3 characteristics of each.  c) Learn ch-1 questions and answers</p>										
6	SST	<p>Learn the Q /Ans of chapter (1, 2) and write five times in your Rough copy.  Activity-1) Paste your family photograph and mention whether it is a Joint family or Nuclear family.  Activity-2) Make a project on Sign Language .  (Do both the projects in your S. St copy.)</p>										

\*\*\*\*\*

**CLASS – V**

SL. NO.	SUBJECT	TOPIC																																								
1.	ENGLISH	<p>a) Learn whatever taught in the class.</p> <p>b) Write about Determiners in your English Grammar Notebook in the form of a popcorn bucket as follows:</p> <div data-bbox="715 376 970 586" data-label="Diagram"> </div> <p>c) Draw the following map in your English Reader Notebook.</p> <div data-bbox="686 667 992 967" data-label="Diagram"> </div> <p>d) Practice handwriting everyday. If required purchase a handwriting book and practice cursive writing.</p>																																								
2.	HINDI	<p>a) 'पेड़' कविता याद करें ।</p> <p>b) ¼ th size चार्ट पेपर में पेड़ का चित्र बनाकर उसके किन्हीं पाँच अंगों को दर्शाए</p>																																								
3.	ODIA	<p>୧. Write the handwriting 10 pages in home work copy.</p> <p>୨. ପଢ଼ା ଯାଇଥିବା ପାଠ ର ପ୍ରଶ୍ନ ଓ ଉତ୍ତର, ଶିକ୍ଷାର୍ଥ ପଢ଼ି ମନେରଖ ଓ home work ଖାତାରେ ପୁଣି ଲେଖ ।</p> <p>୩. 1/4 Chart Paper ରେ ଜାତୀୟ ପତାକାର ଚିତ୍ର ଲଗାଇ ସେ ବିଷୟରେ 10 ଟି ବାକ୍ୟ ଲେଖ ଓ ରଙ୍ଗ ଦିଅ ।</p>																																								
4	SANSKRIT	<p>Draw &amp; colour 5 fruits, 5 vegetables, &amp; 5 animals from Book page-14, &amp; 19 and write their Sanskrit names.</p>																																								
4.	MATHS	<p>a. Activity- Poster Making Prepare an Indian and International number system poster in 1/4<sup>th</sup> size chart paper .</p> <div data-bbox="555 1563 805 1742" data-label="Table"> <table border="1"> <caption>Indian and International Number System Poster</caption> <thead> <tr> <th>Number</th> <th>Indian system</th> <th>Number</th> <th>International system</th> </tr> </thead> <tbody> <tr> <td>1</td> <td>One</td> <td>1</td> <td>One</td> </tr> <tr> <td>10</td> <td>Ten</td> <td>10</td> <td>Ten</td> </tr> <tr> <td>100</td> <td>One hundred</td> <td>100</td> <td>One hundred</td> </tr> <tr> <td>1000</td> <td>One thousand</td> <td>1,000</td> <td>One thousand</td> </tr> <tr> <td>10,000</td> <td>Ten thousand</td> <td>10,000</td> <td>Ten thousand</td> </tr> <tr> <td>1,00,000</td> <td>One lakh or ten thousand</td> <td>100,000</td> <td>Hundred thousand</td> </tr> <tr> <td>10,00,000</td> <td>Ten lakh or ten thousand</td> <td>1,000,000</td> <td>One million</td> </tr> <tr> <td>1,00,00,000</td> <td>One crore</td> <td>10,000,000</td> <td>Ten million</td> </tr> <tr> <td>10,00,00,000</td> <td>Ten crore</td> <td>100,000,000</td> <td>Hundred million</td> </tr> </tbody> </table> </div> <p>b. Practice ch-1 and 2 in your Holiday Homework copy.(Whatever taught in the class)</p> <p>c. Learn and write Multiplication table 15 to 25 in Holiday Homework copy.</p>	Number	Indian system	Number	International system	1	One	1	One	10	Ten	10	Ten	100	One hundred	100	One hundred	1000	One thousand	1,000	One thousand	10,000	Ten thousand	10,000	Ten thousand	1,00,000	One lakh or ten thousand	100,000	Hundred thousand	10,00,000	Ten lakh or ten thousand	1,000,000	One million	1,00,00,000	One crore	10,000,000	Ten million	10,00,00,000	Ten crore	100,000,000	Hundred million
Number	Indian system	Number	International system																																							
1	One	1	One																																							
10	Ten	10	Ten																																							
100	One hundred	100	One hundred																																							
1000	One thousand	1,000	One thousand																																							
10,000	Ten thousand	10,000	Ten thousand																																							
1,00,000	One lakh or ten thousand	100,000	Hundred thousand																																							
10,00,000	Ten lakh or ten thousand	1,000,000	One million																																							
1,00,00,000	One crore	10,000,000	Ten million																																							
10,00,00,000	Ten crore	100,000,000	Hundred million																																							
5.	SCIENCE	<p>a) Draw the diagram of human eye (pg no-7) and stages of germination of seed (pg no- 17) in your science note book.</p> <p>b) Make a clay model of human skeleton system.</p> <p>c) Learn and practice the lessons that are taught in the class in your holiday homework copy.</p>																																								

6.	SOCIAL SCIENCE	1- Learn and Practice of Ch-1 and 2 and write in your rough copy. 2- Activity- Make a collage on the hardship faced by the migrants( do in your S.St copy) 3- Read the Ch-1 and 2 underline the difficult words and write in your rough copy and learn the spellings.
----	-------------------	---

\*\*\*\*\*